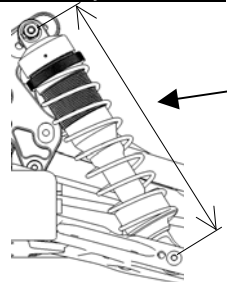


**Name:** Adam Drake  
**Date:** March 29, 2015  
**Track:** RC Tracks Las Vegas

**Track Conditions**  
 Size:  Open  Med.  Tight  
 Traction:  High  Med.  Low  
 Surface:  Smooth  Med.  Bumpy

**Result**  
 Race Time / Lap: \_\_\_\_\_  
 Best Lap (1Lap): \_\_\_\_\_

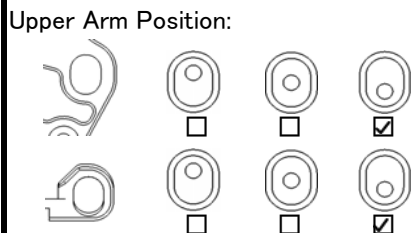
### Front Suspension



Rebound Stop: 103mm

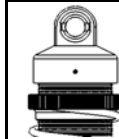
Ride Height: 26mm  
 Toe Angle: 1 degree out  
 Kingpin Ball Spacer(Upper): 1mm  
 (Lower): 1mm  
 Wheel Hub: 1mm  
 Anti Roll Bar: 2.3mm  
 Upper Arm Spacer: 2mm

Upright:  E2129  
 E2105-B  
 Tension Rod:  E2107A(Long)  
 E2107B(Short)

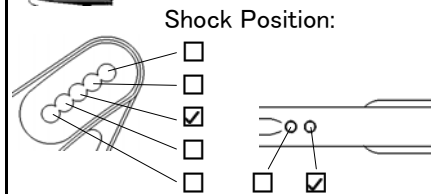


Lower Arm Spacer: 0  
 Lower Arm Position (Kick Up):

### Front Shocks

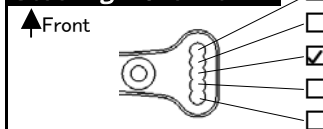


Piston: 6 hole 1.3mm  
 Oil: Mugen 450  
 Spring: 9.25

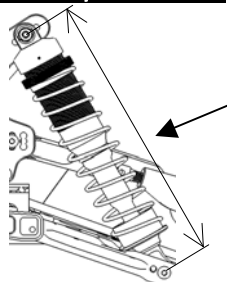


Pivot Ball Position:  Front  Rear  
 Damper Stay:  E2502(Aluminum)  
 E2511(CFRP)

### Steering Ackerman

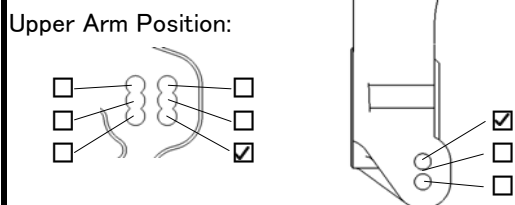


### Rear Suspension



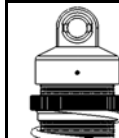
Rebound Stop: 116mm

Ride Height: 27mm  
 Camber Angle: -3 degrees  
 Wheel Hub: 1mm  
 Anti Roll Bar: 2.6mm  
 Lower Arm Spacer: 1mm

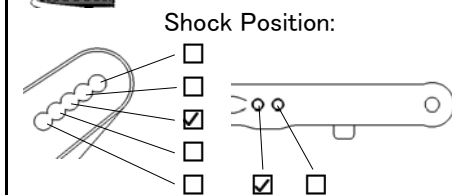


Upright Spacer: 4mm  
 Upright:  E2131  
 Other \_\_\_\_\_  
 Lower Arm Position (Toe Angle):

### Rear Shocks

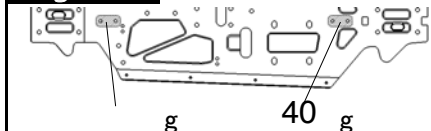


Piston: 6 hole 1.3mm  
 Oil: Mugen 400  
 Spring: 10.75



Pivot Ball Position:  Front  Rear  
 Damper Stay:  E2522(Aluminum)  
 E2523(CFRP)

### Weight



### Engine

Type: Novarossi Mito 4                      Plug: Novarossi C6TGC  
 Gasket: \_\_\_\_\_                      Reducer: \_\_\_\_\_  
 Muffler: Novarossi 9901                      Fuel: Flash Point 30%  
 Engine Mount:  E0701(Standard)  E2701(One Piece)

### Diff. Oil

Front: Mugen 10,000                      O-Ring: \_\_\_\_\_ pcs.  
 Center: Mugen 7,000                      \_\_\_\_\_ pcs.  
 Rear: Mugen 6,000                      \_\_\_\_\_ pcs.


### Tires

	Front	Rear
Type:	<u>Pro-Line Holeshot</u>	<u>Pro-Line Holeshot</u>
Compound:	<u>M3</u>	<u>M3</u>
Inserts:	<u>PL</u>	<u>PL</u>
Wheel:	<u>PL</u>	<u>PL</u>

### Clutch

Clutch Bell: 13                      Spur Gear: 46  
 Clutch Shoes: E0710  
 Clutch Spring: 1.05mm

### Body/Wing



### Comments

Aluminum rear hubs. Wing in high position.  
 \_\_\_\_\_  
 \_\_\_\_\_  
 \_\_\_\_\_