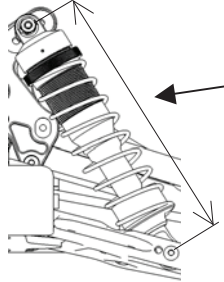


**Name:** Tim Long  
**Date:** 1/10/2015  
**Track:** REVELATION

**Track Conditions**  
 Size: Open Med. Tight  
 Traction: High Med. Low  
 Surface: Smooth Med. Bumpy

**Result**  
 Race Time / Lap: \_\_\_\_\_  
 Best Lap (1Lap): \_\_\_\_\_

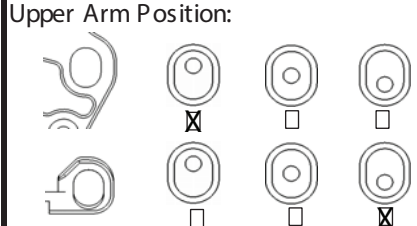
### Front Suspension



Rebound Stop: 103mm

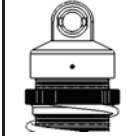
Ride Height: 26mm  
 Toe Angle: .5 out  
 Kingpin Ball Spacer(Upper): 1mm  
 (Lower): 1mm  
 Wheel Hub: Std  
 Anti Roll Bar: 2.3  
 Upper Arm Spacer: 2mm

Upright: E2129  
E2105-B  
 Tension Rod: E2107A(Long)  
E2107B(Short)

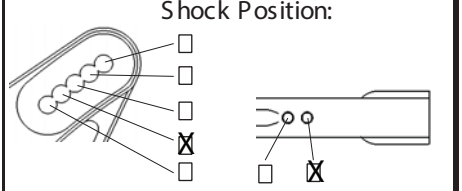


Lower arm spacer \_\_\_\_\_  
 Lower Arm Position (Kick Up):

### Front Shocks

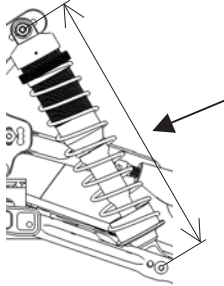


Piston: 8 Hole 1.2  
 Oil: 400  
 Spring: 9.25



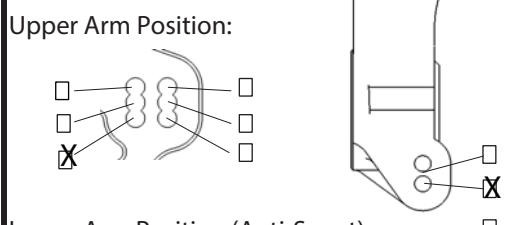
Pivot Ball Position Front Rear  
 Damper Stay  2522(Aluminum)  
 2523(CFRP)

### Rear Suspension



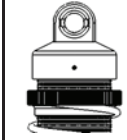
Rebound Stop: 119mm

Ride Height: 27mm  
 Camber Angle: -3  
 Wheel Hub: +1  
 Anti Roll Bar: 2.6  
 Lower Arm Spacer: 1mm

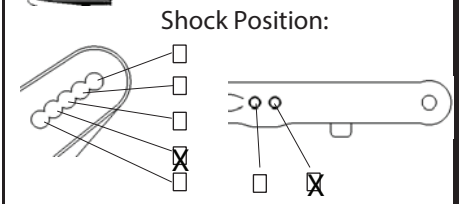


Upright Spacer: .5mm  
 Upright: E2131  
 Other E2118  
 Lower Arm Position (Toe Angle):

### Rear Shocks



Piston: 8 Hole 1.2  
 Oil: 350  
 Spring: 10.0



Pivot Ball Position Front Rear  
 Damper Stay  2522(Aluminum)  
 E2523(CFRP)

### Engine

Type: LRP ZZ.21 Plug: P3  
 Gasket: \_\_\_\_\_ Reducer: 6.5  
 Muffler: Ninja Fuel: FlashPoint 30%  
 Engine Mount: E0701(Standard) E2701(One Piece)

### Diff. Oil

Front: 10,000 O-Ring: \_\_\_\_\_ pcs.  
 Center: 7,000 \_\_\_\_\_ pcs.  
 Rear: 6,000 \_\_\_\_\_ pcs.

### Tires

	Front	Rear
Type:	<u>Holeshot</u>	<u>Holeshot</u>
Compound:	<u>M-3</u>	<u>M-3</u>
Inserts:	<u>Proline</u>	<u>Proline</u>
Wheel:	<u>Proline</u>	<u>Proline</u>

### Clutch

Clutch Bell: 13t Spur Gear: 46t  
 Clutch Shoes: E0710  
 Clutch Spring: .95

### Body/ Wing

Body: E1045  
 Wing: Mugen

Wing Position:

### Comments

Underdrive in Rear  
E2203  
E2205

### Weight

